

Beer Systems



Apex offers a full-line of high-quality draught beer equipment, from glycol power packs to unique custom towers and all ancillary pieces, parts, fittings, tubing and line-cleaning supplies to keep your customers dispensing refreshing results for years to come!



DISPENSING *Refreshing* RESULTS



EUROPEAN TOWERS

- Towers are available in chrome and gold finish
- Product lines are stainless steel, 3/16" I.D.
- Glycol lines are copper, 3/8" O.D.
- Sold assembled with domestic shanks and faucets
- Tap handles are not included



Milano 2, Gold Finish



Milano 4, Chrome Finish

Milano Towers

Part Number	Name	Faucets	Cooling	Height	Faucet Height	Drip Tray
MLN1	Milano Tower, Chrome Finish	1	Glycol	16"	13"	8"
MLN2	Milano Tower, Chrome Finish	2	Glycol	16"	13"	8"
MLN3	Milano Tower, Chrome Finish	3	Glycol	16"	13"	12"
MLN4	Milano Tower, Chrome Finish	4	Glycol	16"	13"	15"
MLN1G	Milano Tower, Gold Finish	1	Glycol	16"	13"	8"
MLN2G	Milano Tower, Gold Finish	2	Glycol	16"	13"	8"
MLN3G	Milano Tower, Gold Finish	3	Glycol	16"	13"	12"
MLN4G	Milano Tower, Gold Finish	4	Glycol	16"	13"	15"

Domestic 304SS Faucets And Shanks, Cold Blocked To Prevent Foaming, Product And Glycol Lines Have Triple Layer Moisture And Thermal Insulation.

Gefest Towers

Part Number	Name	Faucets	Cooling	Height	Faucet Height	Diameter	Drip Tray
GFA152-1	Gefest 1	1	Air	18.38"	12"	3.19"	8"
GFG152-1	Gefest 1	1	Glycol	18.38"	12"	3.19"	8"
GFA152-2	Gefest 2	1	Air	18.38"	12"	3.19"	8"
GFG152-2	Gefest 2	1	Glycol	18.38"	12"	3.19"	8"

Polished Stainless Steel, Domestic 304SS Faucets And Shanks, Cold Blocked To Prevent Foaming, Product And Glycol Lines Have Triple Layer Moisture And Thermal Insulation.



Gefest 1



Gefest 2

Idea Towers

Part Number	Name	Faucets	Cooling	Height	Drip Tray
BB102370A-CK	Idea Tower 1, Chrome Finish	1	Glycol	16.54"	8"
BB102370A	Idea Tower 1, Chrome Finish	1	Air	16.54"	8"
BB102375A-CK	Idea Tower 2, Chrome Finish	2	Glycol	16.54"	8"
BB102375A	Idea Tower 2, Chrome Finish	2	Air	16.54"	8"

Domestic 304SS Shanks, Faucets And Tap Handles Not Included.



[BB102375A-CK](#)

Monaco Towers

Part Number	Name	Faucets	Cooling	Height	Drip Tray
BB102300A-CK	Monaco Tower 2, Chrome Finish	2	Glycol	16.54"	20"
BB102310A-CK	Monaco Tower 3, Chrome Finish	3	Glycol	16.54"	20"
BB102315A-CK	Monaco Tower 4, Chrome Finish	4	Glycol	16.54"	24"
BB102320A-CK	Monaco Tower 5, Chrome Finish	5	Glycol	16.54"	24"
BB102325A-CK	Monaco Tower 6, Chrome Finish	6	Glycol	16.54"	36"
BB102330A-CK	Monaco Tower 7, Chrome Finish	7	Glycol	16.54"	36"

Air Cooled Versions Are Also Available, Domestic 304SS Shanks, Faucets And Tap Handles Not Included.



BB102330A-CK



STAINLESS STEEL TOWERS

- All Terra, Persey, Arcadia and Yukon towers are made of polished 304 stainless steel
- Product lines are 304SS, 3/16" I.D. 3' in length
- Glycol lines are copper, 3/8" O.D.
- Cold blocks prevent foaming during first pour
- Triple layer moisture and thermal insulation of product and glycol lines
- Sold assembled with domestic 304SS shanks and faucets
- Tap handles are not included
- Mounting hardware is included



Terra Towers

Part Number	Name	Lines	Restriction	Cooling	Height	Width	Distance Between Faucets	Height to Faucet	Diameter	Short Leg Available
TR224-3	Terra 3	3	5.5 lbs	Glycol	15.88"	14.38"	5.125"	12"	3.38"	Yes
TR230-4	Terra 4	4	6 lbs	Glycol	15.88"	15.88"	3.88"	12"	3.38"	Yes
TR211-5	Terra 5	5	6 lbs	Glycol	15.88"	30.88"	5.13"	12"	3.38"	Yes
TR263-6	Terra 6	6	6 lbs	Glycol	15.88"	23.63"	3.88"	12"	3.38"	Yes
TR270-8	Terra 8	8	6 lbs	Glycol	15.88"	32.75"	3.88"	12"	3.38"	Yes
TR224-3NF	Terra 3 NF, Non-Flanged	3	6 lbs	Glycol	15.25"	13.75"	4.31"	12"	3.38"	No
TR230-4NF	Terra 4 NF, Non-Flanged	4	6 lbs	Glycol	15.25"	18.00"	4.31"	12"	3.38"	No
TR211-5NF	Terra 5 NF, Non-Flanged	5	6.5 lbs	Glycol	15.25"	22.13"	4.31"	12"	3.38"	No
TR263-6NF	Terra 6 NF, Non-Flanged	6	6.5 lbs	Glycol	15.25"	24.31"	3.38"	12"	3.38"	No

For Gold Finish Add Letter G To The End Of The Part Number. Short Legs Decrease Height By 4.125". Powder Coating Is Available; Please Call Apex Customer Service For More Information: 877-901-2739.



Persey Towers

Part Number	Name	Lines	Restriction	Cooling	Height	Width	Distance Between Faucets	Height to Faucet	Diameter	Short Leg Available
PS189-3 (L/R)	Persey 3	3	7 lbs	Glycol	18.5"	19.75"	4.31"	14.63"	3.38"	Yes
PS190-4 (L/R)	Persey 4	4	7 lbs	Glycol	18.5"	24.00"	4.31"	14.63"	3.38"	Yes
PS192-5 (L/R)	Persey 5	5	7 lbs	Glycol	18.5"	28.38"	4.31"	14.63"	3.38"	Yes

Left/Right Is Determined By The Position Of The Faucets From The Bartender's Point Of View (The Side With The Faucets). Short Legs Decrease Height By 4.0". Powder Coating Is Available; Please Call Apex Customer Service For More Information: 877-901-2739.






Arcadia Towers

Part Number	Name	Lines	Restriction	Cooling	Height	Width	Distance Between Faucets	Height to Faucets	Diameter	Short Leg Available
AC191-6	Arcadia 6	6	8 lbs	Glycol	18.5"	37.38"	4.31"	14.63"	3.38"	Yes
AC228-8	Arcadia 8	8	7.5 lbs	Glycol	18.5"	35.63"	3"	14.63"	3.38"	Yes
AC246-10	Arcadia 10	10	7 lbs	Glycol	18.5"	41.625"	3"	14.63"	3.38"	Yes
AC262-12	Arcadia 12	12	7.5 lbs	Glycol	18.5"	47.625"	3"	14.63"	3.38"	Yes
AC272-14	Arcadia 14*	14	7.5 lbs	Glycol	18.5"	61"	3"	14.63"	3.38"	Yes

*Arcadia 14 has three legs.
For Gold Finish Add Letter G To The End Of The Part Number. Short Legs Decrease Height By 2.0" Or 4.0".
Powder Coating Is Available; Please Call Apex Customer Service For More Information: 877-901-2739.



Arcadia 12



Arcadia 8

Apollo Towers

Part Number	Name	Lines	Restriction	Cooling	Height	Width	Distance Between Faucets	Height to Faucets	Diameter	Short Leg Available
AP350-6	Apollo 6	6	7 lbs	Glycol	16.69"	33.44"	3"	14.06"	4.13"	No
AP350-8	Apollo 8	8	7.5 lbs	Glycol	16.69"	39.44"	3"	14.06"	4.13"	No
AP350-10	Apollo 10	10	6.5 lbs	Glycol	16.69"	45.81"	3"	14.06"	4.13"	No
AP350-12	Apollo 12	12	7 lbs	Glycol	16.69"	51.56"	3"	14.06"	4.13"	No

Brushed Copper Finish, 304SS Faucets and Shanks.



Apollo 12



Apollo 8


Metro Towers

Part Number	Name	Lines	Restriction	Cooling	Height	Width	Distance Between Faucets	Height to Faucets	Diameter	Short Leg Available
MT340-6	Metro 6	6	7 lbs	Glycol	16.25"	27.38"	3"	13.75"	4.5"	No
MT341-8	Metro 8	8	7.5 lbs	Glycol	16.25"	32.50"	3"	13.75"	4.5"	No
MT342-10	Metro 10	10	7 lbs	Glycol	16.25"	38.50"	3"	13.75"	4.5"	No
MT343-12	Metro 12	12	7 lbs	Glycol	16.25"	44.50"	3"	13.75"	4.5"	No
MT344-14	Metro 14	14	7.5 lbs	Glycol	16.25"	50.50"	3"	13.75"	4.5"	No
MT345-16	Metro 16	16	7.5 lbs	Glycol	16.25"	57.38"	3"	13.75"	4.5"	No

Powder Coating Is Available; Please Call Apex Customer Service For More Information: 877-901-2739.



Metro 16



Metro 8



Yukon Towers

Part Number	Name	Lines	Restriction	Cooling	Height	Width	Distance Between Faucets	Height to Faucets	Diameter	Short Leg Available
YK276-4	Yukon 4	4	6.5 lbs	Glycol	16.0"	25.88"	4.31"	13"	3.19"	No
YK277-5	Yukon 5	5	6.5 lbs	Glycol	16.0"	30.25"	4.31"	13"	3.19"	No
YK278-6	Yukon 6	6	6.5 lbs	Glycol	16.0"	34.56"	4.31"	13"	3.19"	No
YK279-8	Yukon 8	8	7 lbs	Glycol	16.0"	43.25"	4.31"	13"	3.19"	No
YK280-10	Yukon 10	10	6.5 lbs	Glycol	16.0"	60.50"	4.31"	13"	3.19"	No
YK280-10-2	Yukon 10	10	6.5 lbs	Glycol	16.0"	60.50"	4.31"	13"	3.19"	No
YK281-12	Yukon 12	12	3.5 lbs	Glycol	16.0"	67.81"	4.31"	13"	3.19"	No


Powder Coating Is Available; Please Call Apex Customer Service For More Information: 877-901-2739.



Recommended Drip Trays for Arcadia and Yukon Towers

Drip Tray	With Rinser	Tower	Type	Dimensions (LxWxH)
DTU-AC6		Arcadia 6	Cut-Out Corners, Counter Top, SS	33.25" x 9.88" x .88"
DTU-AC8		Arcadia 8	Cut-Out Corners, Counter Top, SS	31.13" x 9.88" x .88"
DTU-AC10		Arcadia 10	Cut-Out Corners, Counter Top, SS	37.50" x 9.88" x .88"
DTU-AC12		Arcadia 12	Cut-Out Corners, Counter Top, SS	43.13" x 9.88" x .88"
DTU12SS (2)		Yukon 10-2/12*	Counter Top, Stainless Steel	12" x 7.25" x 0.88"
DTU24SS	DTU24SSR	Yukon 10-2/12*	Counter Top, Stainless Steel	24" x 7.25" x 0.88"
DTU30SS	DTU30SSR	Metro 6, Yukon 4/5	Counter Top, Stainless Steel	30" x 7.25" x 0.88"
DTU36SS	DTU36SSR	Apollo 6/10, Metro 8/10, Yukon 6	Counter Top, Stainless Steel	36" x 7.25" x 0.88"
DTU45SS	DTU45SSR	Apollo 8, Yukon 8	Counter Top, Stainless Steel	45" x 7.25" x 0.88"
DTU48SS	DTU48SSR	Metro 12	Counter Top, Stainless Steel	48" x 7.25" x 0.88"
DTU54SS	DTU54SSR	Apollo 12, Metro 14	Counter Top, Stainless Steel	54" x 7.25" x 0.88"
DT60SS		Metro 16, Yukon 10	Counter Top, Stainless Steel	60" x 5.25" x 0.75"
DTW30SS		Metro 6, Yukon 4/5		30" x 8" x 0.88"
	DTW30SS-R	Metro 6, Yukon 4/5		30" x 8" x 1.25"
DTW45SS		Apollo 8, Yukon 8		45" x 8" x 0.88"
	DTW45SS-R	Apollo 8, Yukon 8		45" x 8" x 1.25"

*Yukon 10-2 and Yukon 12 Towers With Two Legs Require (2) DTU12SS Trays For Each End And (1) DTU24SS/R For The Middle.



DTU-AC6



[DTU36SS](#)



[DTU36SSR](#)



[DTW30SS](#)

Faucet/Tap Handles

Part Number	Description
4301	Standard Faucet Handle, Black
C185SS	Stainless Steel Faucet Handle 2.5" Long
BB100301-B	Euro Black Plastic 4 Inch Tap Handle



[4301](#)



[C185SS](#)



[BB100301-B](#)



PEDESTAL DOMESTIC STAINLESS STEEL TOWERS

- Heavy duty all stainless steel towers and pedestal tubes
- Product lines are vinyl 3/16" I.D. 6' in length
- Glycol lines are copper 3/8" O.D.
- Sold assembled with plated shanks and faucets
- Tap handles are not included
- Distance between faucets 3"

3" Pedestal Domestic "T" Towers

Air Cooled	Glycol Cooled	Faucets	Height	Width
TT2CR	TT2CRG	2	16"	9"
TT3CR	TT3CRG	3	16"	9"
TT4CR	TT4CRG	4	16"	13"
TT5CR	TT5CRG	5	16"	16"
TT6CR	TT6CRG	6	16"	19"
TT8CR	TT8CRG	8	16"	25"



TT5CR

4" Pedestal Domestic "The Brute" "T" Towers

Air Cooled	Glycol Cooled	Faucets	Height	Width
TTB4SS	TTB4SSG	4	17"	13"
TTB5SS	TTB5SSG	5	17"	16"
TTB6SS	TTB6SSG	6	17"	19"
TTB8SS	TTB8SSG	8	17"	25"
TTB10SS	TTB10SSG	10	17"	31"



[TTB6SSG](#)

3" Pedestal Domestic Pass Thru Towers

Air Cooled	Glycol Cooled	Faucets	Height	Width
PT6SS	PT6SSG	6	16"	19"
PT8SS	PT8SSG	8	16"	25"
PT10SS	PT10SSG	10	16"	31"
PT12SS	PT12SSG	12	16"	37"



[PT12SSG](#)

4" Pedestal Domestic Pass Thru Towers

Air Cooled	Glycol Cooled	Faucets	Height	Width
PTB6SS	PTB6SSG	6	17"	19"
PTB8SS	PTB8SSG	8	17"	25"
PTB10SS	PTB10SSG	10	17"	31"
PTB12SS	PTB12SSG	12	17"	37"
PTB14SS	PTB14SSG	14	17"	43"
PTB16SS	PTB16SSG	16	17"	49"
PTB18SS	PTB18SSG	18	17"	55"
PTB20SS	PTB20SSG	20	17"	61"
PTB24SS	PTB24SSG	24	17"	73"
PTB30SS*	PTB30SSG*	30	17"	91"



[PTB6SSG](#)

*Triple Pedestal Tower

Optional Upgrade


Part Number	Description
UPGRADE-SS-F/S/T	Upgrade To 304 Stainless Steel Faucet, Shank And Tail Piece, Priced Per Faucet



4" Pedestal Double-Sided "T" And Pass Thru Towers

Air Cooled	Glycol Cooled	Faucets	Height	Width
TTB6SS-DUAL	TTB6SSG-DUAL	12	17"	19"
TTB8SS-DUAL	TTB8SSG-DUAL	16	17"	25"
TTB10SS-DUAL	TTB10SSG-DUAL	20	17"	31"
PTB8SS-DUAL	PTB8SSG-DUAL	16	17"	25"
PTB10SS-DUAL	PTB10SSG-DUAL	20	17"	31"
PTB12SS-DUAL	PTB12SSG-DUAL	24	17"	37"
PTB14SS-DUAL	PTB14SSG-DUAL	28	17"	43"
PTB16SS-DUAL	PTB16SSG-DUAL	32	17"	49"
PTB18SS-DUAL	PTB18SSG-DUAL	36	17"	55"
PTB20SS-DUAL	PTB20SSG-DUAL	40	17"	61"
PTB24SS-DUAL	PTB24SSG-DUAL	48	17"	73"
PTB30SS-DUAL*	PTB30SSG-DUAL*	60	17"	91"

TTB Are "T" Towers, PTB Are Pass Thru.
*Triple Pedestal Tower



PTB16SS-DUAL
[PTB16SSG-DUAL](#)

5" Pedestal Domestic Octagonal "T" And Pass Thru Towers With Integrated Surface Mount Drip Trays

Air Cooled	Glycol Cooled	Faucets	Height	Width	Depth
CT-1-SS	CT-1-SSR*	1	17.38"	14"	12"
CT-2-SS	CT-2-SSR*	2	17.38"	14"	12"
CT-3-SS	CT-3-SSR*	3	17.38"	14"	12"
BT-4-SS	BT-4-SSR*	4	18"	14"	12"
BT-5-SS	BT-5-SSR*	5	18"	17"	12"
BT-6-SS	BT-6-SSR*	6	18"	20"	12"
BT-8-SS*	BT-8-SSR*	8	18"	26"	12"
BT-10-SS*	BT-10-SSR*	10	18"	32"	12"
BT-12-SS*	BT-12-SSR*	12	18"	38"	12"

1-3 Faucet = Column, 4-6 Faucet = "T", 8-10 Faucet = Pass Thru.
Brushed SS Finish. Also Available In Mirror SS & Polished Brass.
Drip Tray Has Drain & Lift-Out Insert, Rinser Drip Tray Is Available.
*Special Order And Not Returnable.



[CT-3-SS](#)
[CT-3-SSR](#)



[BT-4-SS](#)
[BT-4-SSR](#)



BT-10-SS
BT-10-SSR

CYLINDER TOWERS

- Stainless steel towers include faucets
- Product lines are 5 ft. long 3/16" I.D. vinyl hose
- Hex nuts, mounting gaskets, and screws are included
- Tap handles are not included
- Made in the U.S.A.

Cylinder Domestic Towers

Air Cooled	Glycol Cooled	Diameter	Faucets	Height
D4740K	D4740KG	2.5"	1	12"
D4743ST	D4743STG	3"	1	12"
D4743SDT	D4743DTG	3"	2	12"
D4743STT	D4743STTG	3"	3	14"
D4743ST-C	N/A	3"	1	
D4743SDT-C	N/A	3"	2	
D4743STT-C	N/A	3"	3	
D4743ADD1	3" Cylinder Tower Extension, Converts A Single Faucet to 2 Faucets			
D4743ADD2	3" Cylinder Tower Extension, Converts A Single Faucet to 3 Faucets			



[D4743ST](#)
D4743STG



[D4743SDT-C](#)



[D4743ADD1](#)



[D4743ADD2](#)



UNDER COUNTER & WALL MOUNT DOMESTIC TOWERS

- Product lines are vinyl 3/16" I.D. 6' in length
- Glycol lines are copper 3/8" O.D.
- Sold assembled with plated shanks and SS faucets
- Tap handles are not included
- Overall height 14"
- Height to faucets 12"
- Distance between faucets 3"
- Mounting hardware included

Wall Mount Towers

Air Cooled	Glycol Cooled	Faucets	Width
WMD15-2	WMD15-2G	2	15"
WMD15-3	WMD15-3G	3	15"
WMD15-4	WMD15-4G	4	15"
WMD24-5	WMD24-5G	5	24"
WMD24-6	WMD24-6G	6	24"
WMD30-8	WMD30-8G	8	30"
WMD36-10	WMD36-10G	10	36"
WMD48-12	WMD48-12G	12	48"
WMD48-14	WMD48-14G	14	48"
WMD60-16	WMD60-16G	16	60"
WMD60-18	WMD60-18G	18	60"
WMD76-20	WMD76-20G	20	76"
WMD76-24	WMD76-24G	24	76"

WMD-BRACE24: 24" x 5" x 3" WMD Wall Brace



WMD24-6G



[WMD30-8](#)



UBD15-3



[UBD30-8G](#)

Under Counter Domestic Towers

Air Cooled	Glycol Cooled	Faucets	Width
UBD15-2	UBD15-2G	2	15"
UBD15-3	UBD15-3G	3	15"
UBD15-4	UBD15-4G	4	15"
UBD24-5	UBD24-5G	5	24"
UBD24-6	UBD24-6G	6	24"
UBD30-8	UBD30-8G	8	30"
UBD36-10	UBD36-10G	10	36"
UBD36-12	UBD36-12G	12	36"

Under Counter Towers Without Drip Trays

Glycol Cooled	Faucets	Width	Height
UCD10-3G	3	10"	4"
UCD13-4G	4	13"	4"
UCD16-5G	5	16"	4"
UCD19-6G	6	19"	4"
UCD25-8G	8	25"	4"
UCD31-10G	10	31"	4"
UCD37-12G	12	37"	4"

All Lines Come Out Of The Back Of The Box



[UCD19-6G](#)

Optional Upgrade

Part Number	Description
UPGRADE-SS-F/S/T	Upgrade To 304 Stainless Steel Faucet, Shank And Tail Piece, Priced Per Faucet



STAINLESS STEEL DRIP TRAYS WITH WELDED SEAMS

Counter Top Drip Trays

Part Number	With Rinser	Dimensions
	B06-0013	6.5" x 6.5"
DT8SS		8" x 5.25" x 0.75"
DT15SS		15" x 5.25" x 0.75"
DT24SS		24" x 5.25" x 0.75"
DT30SS		30" x 5.25" x 0.75"
DT36SS		36" x 5.25" x 0.75"
DT48SS		48" x 5.25" x 0.75"
DT60SS		60" x 5.25" x 0.75"
DTU12SS		12" x 7" x 0.75"
DTU16SS		16" x 7" x 0.75"
DTU20SS	DTU20SSR	20" x 7" x 0.75"
DTU24SS	DTU24SSR	24" x 7" x 0.75"
DTU30SS	DTU30SSR	30" x 7" x 0.75"
DTU36SS	DTU36SSR	36" x 7" x 0.75"
DTU45SS	DTU45SSR	45" x 7" x 0.75"
DTU48SS	DTU48SSR	48" x 7" x 0.75"
DTU54SS	DTU54SSR	54" x 7.25" x 0.88"
DTW-15SS		15" x 8" x 0.75"
DTW20SS		20" x 8" x 0.75"
DTW24SS		24" x 8" x 0.75"
DTW30SS		30" x 8" x 0.75"
DTW36SS		36" x 8" x 0.75"
DTW45SS		45" x 8" x 0.75"
DTW50SS		50" x 8" x 0.75"
DTW62SS		62" x 8" x 0.75"
DTW76SS		76" x 8" x 0.75"
DTF16	DTF16R	15.75" x 15.75" x 1.5"
DTF24	DTF24R	23.625" x 15.75" x 1.5"
DTF28	DTF28R	27.56" x 15.75" x 1.5"
DTF32	DTF32R	31.5" x 15.75" x 1.5"
DTF40	DTF40R	39.375" x 15.75" x 1.5"
DTF47	DTF47R	46.375" x 15.75" x 1.5"

Other Sizes Are Available

Visit www.totalapex.com or Call 877-901-2739




[B06-0013](#)



[DTU12SS](#)



[DT15SS](#)



[DT36SS](#)



[DTU36SS](#)



[DTU48SSR](#)



[DTW24SS](#)



[DTF32](#)



[DTF32R](#)

Drain tubing is shown on page 23

Drip Tray Optional Parts

Part Number	Description
DTP-RIN	Metal Rinser Assembly
BB101179	DAV Rinser Assembly With Plastic Star
PI451214FS	Gray Acetal Female Connector 3/8" x 1/2" BSPP (Flat)
PI291208S	Tube To Hose Elbow 3/8" Stem OD - 1/4" Hose ID
PI251208S	Tube To Hose Stem 3/8" Stem OD - 1/4" Hose ID
DTP002B	2" Threaded Drain Assembly
C958	3.5" Threaded Drain Assembly
DTP004B	4" Threaded Drain Assembly
C959	6" Threaded Drain Assembly
C141	8" Threaded Drain Assembly



[DTP-RIN](#)



[BB101179](#)



[PI451214FS](#)



[PI291208S](#)



[PI251208S](#)



[DTP002B](#)



[DTP004B](#)



BEER FAUCETS

Part Number	Description
DOMESTIC FAUCETS	
BF1001	Polished Chrome, Brass Lever
BF1002	Polished Chrome, Stainless Steel Lever
BF1002SS	Polished 304SS Body, 303SS Lever
BF1003	Gold Plated Brass, Brass Lever
BF1004	Gold Plated Brass, Stainless Steel Lever
B06-0027	Polished 304SS Body, Self Closing, Stainless Steel Lever
B06-650SS	Perlick Flow Control 304SS
CPP630SS	Perlick 630 Series 304SS
BB101228	Celli USA Faucet 316SS
10-2505-90	(2) Beer Faucets, Black Plastic / Chrome
50-10-2405-90/05	Flow Control Beer Faucet Black Plastic And Chrome
20-3102-90/07	Speedy Valve Chrome SS Lever With Compensator And Shank
STOUT FAUCETS	
SF2001	Stout Faucet Chrome Plated
SF2003	Stout Faucet Polished 304SS
**Used to Dispense Nitro Coffee, Guinness Stout, Murphy's Stout, Beamish and Boddingtons.	
EURO FAUCETS	
BFE3001	Gold Plated Brass, Flow Control, Self Closing, SS Spout, Includes Shank
BB101221G	TOF Euro Gold, Flow Control, SS Nozzle, Euro 5/8" Shank And Euro Coupling Nut
SQUEEZE VALVE BEER FAUCETS	
20-2230-90	Beer Faucet Squeeze Valve Black
50-20-2231-90	Squeeze Valve With Fittings 1/2" MFL x 1/4" Barb
GROWLER JUG FILLERS	
B06-0010	Bottom Pour Tube 304SS
C708	Jug-Growler Filler
CP63	Growler Filler For Perlick 630 Series Faucet
B06-0008	Growler Tube SS



FAUCET HANDLES, PARTS, & ACCESSORIES

Part Number	Description	Part Number	Description
STANDARD FAUCET PARTS		ACCESSORIES	
4301	Standard Faucet Handle, Black	12A09-100	PVC Sanitary Faucet Cap
C185SS	Stainless Steel Faucet Handle 2.5" Long	C545	Faucet Hygiene Plug
BB100301-B	Euro Black Plastic 4 Inch Tap Handle	CFL39	Wrap Around Faucet Lock
70102-01	Brass Lever	C129	Chrome Plated Brass Faucet Handle Angler
70102-02-304	304SS Lever	C244	Tap Handle Ferrule Polished Brass
70105	Knob Lever Collar, Chrome Finish	C243	Tap Handle Ferrule Chrome Plated Brass
70103-05	Faucet Shaft Assembly With Seat 303SS	BB501101C	Chrome Round Medallion Holder With Angle Support
70166-01	Friction Bonnet, Chrome Finish	BB501130C	Chrome Round Tall Medal Medallion Holder
70110	Valve Shaft Seat	BB501131C	Chrome Round Extra Tall Medallion Holder
70108	Friction Washer	BB501170	Chrome Face Mount Medallion Holder
70107	Faucet Body Washer	BB502181PP	Chrome Round Single LED Lit Medallion Holder Plug & Play
70104	Ball Washer	X900210	Branded 80Mm Medallion Custom
STOUT FAUCET PARTS		X900220	Branded Round Medallion 82Mm Diameter
SF2003-13	Stout Faucet Nozzle O-Ring	X900500	Custom Branded Lit Dome Medallion Holder
SF2000-14	Stout Faucet Disc		
SF2000-15	Stout Faucet Cone		





FAUCET SHANKS

Part Number	Description
304 STAINLESS STEEL WITHOUT BARB	
B06-0021	2" x 1/4" Bore, 304SS Shank, Plastic Flange
B06-0022	3-1/8" x 1/4" Bore, 304SS Shank, Plastic Flange
B06-0023	4-1/8" x 1/4" Bore, 304SS Shank, Plastic Flange
B06-0024	5-1/8" x 1/4" Bore, 304SS Shank, Plastic Flange
B06-0025	6-1/8" x 1/4" Bore, 304SS Shank, Plastic Flange
CSS108	8-1/8" x 1/4" Bore, 304SS Shank, Plastic Flange
CHROME PLATED WITHOUT BARB	
4331	2" x 1/4" Bore, Chrome Plated, No Fittings Or Tailpiece
4333A	3-1/8" x 1/4" Bore, Chrome Plated, Plastic Flange
4333A-3	3-1/8" x 3/16" Bore, Chrome Plated, Plastic Flange
C304	5-1/8" x 1/4" Bore, Chrome Plated, Plastic Flange
C316	6-1/8" x 3/16" Bore, Chrome Plated, Plastic Flange
STOUT FAUCET SHANKS	
<i>Full assemblies include: Sleeve, Lock Ring, Coupling Nut, and Lock Nut</i>	
CSS31	1-7/8" x 3/16" Bore, 1/4" Barb Elbow, Column Tower Shank, 304SS
B06-0020	1-7/8" x 3/16" Bore, 1/4" Barb Elbow, Column Tower Shank, Stainless Steel, Plastic Flange
CPC28	1-7/8" x 3/16" Bore, 1/4" Barb Elbow, Column Tower Shank, Chrome Plated
CPC58	1-7/8" x 3/16" Bore, 1/4" Barb Elbow, Column Tower Shank, Chrome Plated, Plastic Flange
CPC50	1-7/8" x 3/16" Bore, 1/4" Barb Straight, Column Tower Shank, Chrome Plated
D4N-3A	2-1/4" x 3/16" Bore, 1/4" Barb, 2.5" Draft Tower Shank, Chrome Plated, Plastic Flange
D4N-3-3A	2-1/4" x 3/16" Bore, 1/4" Barb, 3" Draft Tower Shank, Chrome Plated, Plastic Flange
4333NA-3	3-1/2" x 3/16" Bore, 1/4" Barb, Chrome Plated, Plastic Flange
SHANK PARTS	
610B	Flanged Lock Nut For Beer Shanks, 1-3/16" Hex, 29/32-14 Thread
CPC28.2	Lock Nut For Column Tower Shank
CPC28.4	Metal Grooved Washer For Beer Shank
CPC300.11	Snap Ring For Beer Shank
CPC300.12	Sleeve For Beer Shank
CPC300.15	Metal Washer For Beer Shank
CPC300.10	1" Extension For Beer Shank Chrome Plated
CPC300.40	5/8" Tapered Extension For Beer Shank Chrome Plated
4332	Coupling Nut, Knurled, Chrome Plated, 1-1/8" - 18 Threads
B06-0009	Coupling Nut, Standard Faucet Chrome Plated Brass
B06-0026	Stainless Steel Flange
4346P	Black Plastic Flange
C126	Locking Flange For Wall Shank Assembly



Without Barb



[CSS31](#)
[CPC28](#)



[B06-0020](#)



[CPC58](#)



[CPC50](#)



[D4N-3A](#)
[D4N-3-3A](#)



[4333NA-3](#)



[610B](#)



[CPC28.2](#)



[CPC28.4](#)



[CPC300.11](#)



[CPC300.12](#)



[CPC300.15](#)



[CPC300.10](#)



[CPC300.40](#)



[4332](#)



[B06-0009](#)



[B06-0026](#)



[4346P](#)



[C126](#)



GLYCOL CHILLERS

- The heart of the long draw beer system
- Steel housing, coated in baked enamel for durability and clean appearance
- Built-in air grills ensure that the unit operates at optimum temperature for longer life
- Pumps and motors are mounted on the exterior for easy access, easy repair
- Simple adjustable thermostat control



CP13000-2



CP7500-1



CP5500-1

UBC Chillers

Part Number	Max. Distance	Capacity,BTU/Hr Evap 20°F	Glycol Bath	Compressor HP	Carbonator Pump	Pump Type	Electrical	Refrigerant	Dimensions	Dry Weight
CP13000-2	750 ft	13000	18 Gal	1+1 HP	*Dual 1/3 HP	80 GPH	208-230V/60Hz	R290	33"H x 31"W x 23"D	220 lbs
CP7500-2	450 ft	7500	18 Gal	1 HP	Dual 1/3 HP	80 GPH	208-230V/60Hz	R290	31"H x 28"W x 23"D	146 lbs
CP7500-1	450 ft	7500	18 Gal	1 HP	Single 1/3 HP	80 GPH	208-230V/60Hz	R290	31"H x 28"W x 23"D	140 lbs
CP5500-2	450 ft	5500	18 Gal	1/2 HP	Dual 1/3 HP	80 GPH	115V/60Hz	R290	30.5"H x 28"W x 23"D	169 lbs
CP5500-1	450 ft	5500	18 Gal	1/2 HP	Single 1/3 HP	80 GPH	115V/60Hz	R290	30.5"H x 28"W x 23"D	144 lbs
QuickPro 4000-1	250 ft	4000	2 gal	3/4 HP	Single 1/3 HP	80 GPH	115V/60Hz	R290	28"H x 18"W x 17"D	115 lbs
CP3200V	125 ft	3200	5.5 gal	3/8 HP	Single 1/3 HP	80 GPH	115V/60Hz	R290	31"H x 16"W x 18"D	91 lbs
CP3200H	125 ft	3200	5.8 gal	3/8 HP	Single 1/3 HP	80 GPH	115V/60Hz	R290	20"H x 30"W x 19"D	91 lbs
G30 R290	125 ft	2600	2.9 gal	1/3 HP	Single 1/3 HP	80 GPH	115V/60Hz	R290	14"H x 28"W x 18"D	100 lbs
CP1150V	25 ft	1150	2 gal	1/6 HP	Single SPC17/4	135 GPH	115V/60Hz	R290	23"H x 12"W x 12"D	55 lbs
CP1150H	25 ft	1150	2 gal	1/6 HP	Single SPC17/4	135 GPH	115V/60Hz	R290	13"H x 17"W x 18"D	45 lbs

*2 Additional Pumps Optional
All UBC Chillers Use 40% Glycol and 60% Water
6" Legs Are Optional



QuickPro 4000-1



CP3200V



G30



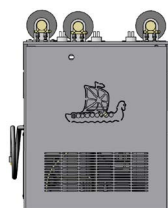
[CP3200H](#)



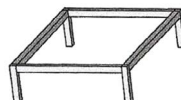
[CP1150V](#)



[CP1150H](#)



[403-T](#)



Chiller Floor Stands:
[FS-3S](#) For 201/301
[FS-4D](#) For 101/403

Nordic Chillers

Part Number	Max. Distance	Capacity,BTU/Hr Evap 20°F	Glycol Bath	Compressor HP	Carbonator Pump	Pump Type	Electrical	Refrigerant	Dimensions	Dry Weight
101-S	400 ft	8075	13 Gal	1 HP	Single 1/4 HP	80 GPH	230-208V/60Hz	R404A	38"H x 27"W x 19.75"D	219 lbs
101-D	400 ft	8075	13 Gal	1 HP	Dual 1/4 HP	(2) 80 GPH	230-208V/60Hz	R404A	38"H x 27"W x 19.75"D	237 lbs
101-T	400 ft	8075	13 Gal	1 HP	Triple 1/4 HP	(3) 80 GPH	230-208V/60Hz	R404A	38"H x 27"W x 19.75"D	255 lbs
101-Q	400 ft	8075	13 Gal	1 HP	Quad 1/4 HP	(4) 80 GPH	230-208V/60Hz	R404A	38"H x 27"W x 19.75"D	273 lbs
403-S	280 ft	6950	12 Gal	3/4 HP	Single 1/4 HP	80 GPH	230-208V/60Hz	R404A	36"H x 27"W x 19.75"D	195 lbs
403-D	280 ft	6950	12 Gal	3/4 HP	Dual 1/4 HP	(2) 80 GPH	230-208V/60Hz	R404A	36"H x 27"W x 19.75"D	213 lbs
403-T	280 ft	6950	12 Gal	3/4 HP	Triple 1/4 HP	(3) 80 GPH	230-208V/60Hz	R404A	36"H x 27"W x 19.75"D	231 lbs
201-S	135 ft	4590	4 Gal	1/2 HP	Single 1/4 HP	80 GPH	115V/60Hz	R404A	29.5"H x 23"W x 16"D	148 lbs
301-S	95 ft	3390	4 Gal	1/3 HP	Single 1/4 HP	80 GPH	115V/60Hz	R404A	29.5"H x 23"W x 16"D	132 lbs



PUMPS & MOTORS

Beer Pumps

Part Number	Description
G56-1202E	Pump Beer 3/8" Straight Plastic Product Inlet And Outlet 1/4" Brass Co2 Shut-Off
FRV0011A	Flow Reversal Valve For Beer Pump G56
166-257-16	Shurflo Beer Ace II Pump 3/8" Plastic In/Out



[G56-1202E](#)



[FRV0011A](#)



[166-257-16](#)

Electric Motors

Part Number	Description
6079	1/3 HP, Resilient Base, Dual Volt, 1725/1425 RPM, Continuous Duty
4406	1/3 HP, Resilient Base, 115V, Continuous Duty
4805	1/3 HP, Resilient Base, Dual Volt, Continuous Duty
10-1647	1/3 HP, Resilient Base, 115V/60Hz, 1725 RPM, Continuous Duty
030000179	1/3 HP, Resilient Base, 115V/60Hz, 1725 RPM, Continuous Duty



[4805](#)

Fluid-O-Tech / Procon Rotary Vane Pumps

Part Number	MFR	Series	Material	GPH	Set By-Pass PSI	Application and Notes
PA0401XNCNN0000	Fluid-O-Tech	1	Brass	140 GPH	175 PSI	Integrated Strainer
PB0351TNANN4940	Fluid-O-Tech	1	Low Lead Brass	125 GPH	250 PSI	Integrated Strainer
PB0301TNANM7740	Fluid-O-Tech	1	Low Lead Brass	100 GPH	250 PSI	Integrated Strainer
111A125F11AA250	Procon	1	Brass	125 GPH	250 PSI	Carbonator
111A100F11AA250	Procon	1	Brass	100 GPH	250 PSI	Carbonator
PA0101ANCNN0000	Fluid-O-Tech	2	Brass	50 GPH	175 PSI	No Strainer
PA0104ANNANN0000	Fluid-O-Tech	2	Brass	50 GPH	175 PSI	Balanced Relief Valve, No Strainer
PB0351ANCNN0000	Fluid-O-Tech	2	Brass	125 GPH	175 PSI	No Strainer
112A070F11AA100	Procon	2	Brass	70 GPH	100 PSI	
112A080F11AA170	Procon	2	Brass	80 GPH	170 PSI	
PA0301ANANN0000	Fluid-O-Tech	2	Brass	100 GPH	175 PSI	Cold Carbonator, No Strainer
112A125F11AA250	Procon	2	Brass	125 GPH	250 PSI	Cold Carbonator
112A100F11AA170	Procon	2	Brass	100 GPH	170 PSI	Cold Carbonator
102A080A11BA170	Procon	2	Brass	80 GPH	170 PSI	
113A050F31XX	Procon	3	Stainless Steel	50 GPH	N/A	No Relief Valve
113A100F31BA	Procon	3	Stainless Steel	100 GPH	170 PSI	
PA0100BHONN0000	Fluid-O-Tech	3	Stainless Steel	50 GPH	175 PSI	Recirculation, No Relief Valve
PA0101BHCNN0000	Fluid-O-Tech	3	Stainless Steel	50 GPH	175 PSI	Recirculation With Relief Valve
PA0300BHONN0000	Fluid-O-Tech	3	Stainless Steel	100 GPH	175 PSI	Recirculation, No Relief Valve
PA0301BHCNN0000	Fluid-O-Tech	3	Stainless Steel	100 GPH	175 PSI	Recirculation With Relief Valve



Series 1 Pumps



Series 2 Pumps



Series 3 Pumps

Rotary Vane Pump Parts and Accessories

Part Number	Description
1138	1300 Series Strainer
3212-51	O-Ring, Strainer
3146	Adjustment Screw Acorn Nut O-Ring
91-03-04	Cross Coupling Male/Female
92-80-04	Spacer, Coupling and V-Band Clamp Kit
1143	Key Pump Brass Coupling
22697	2-Piece Sytrofoam Drip Shell for Pump
16-0856	Pump Saver with Lamp, 125/250V
00-1222	Clamp, V-Band, Carbonator

Pump Fittings

Part Number	Description
139-46	1/4" Barb x 3/8" MPT Adapter
139-56	5/16" Barb x 3/8" MPT Adapter
139-66	3/8" Barb x 3/8" MPT Adapter
139-86	1/2" Barb x 3/8" MPT Adapter
146-66	3/8" Barb x 3/8" MP Elbow
PI011223S-US	Male Connector 3/8" x 3/8" NPTF
PI011623S	Male Connector 1/2" x 3/8" NPTF



[1143](#)

[92-80-04](#)



[00-1222](#)



[139-66](#)



[146-66](#)



[16-0856](#)



KEGERATORS

- For beer, coffee and kombucha
- Commercial grade, black vinyl exterior
- Stainless steel floor, interior and top with removable drip tray, rails and drain bottle
- Stainless steel dispensing tower (sold separately) is cooled by forced air 24/7
- Self-closing door with a key lock
- Two heavy duty evaporator fans for better air circulation and maximum performance
- High efficiency foamed-in-place polyurethane insulation
- Noise level less than 65 dB (normal conversation level)
- Heavy duty rubber caster wheels
- R290 refrigerant
- Manual thermostat
- 115V/60Hz, 7 foot cord



KegMasters

Part Number	Name	Tower	Kegerator Capacity	Operating Amperage	Compressor	Dimensions (WxDxH)	Height With Tower	Weight
KM-1/5-NT	KegMaster 2	Up To 4 Faucets (Order Separately)	1/2 barrel –1 1/4 barrel –2 1/6 barrel –4	2.6 Amps	1/7 HP	24" x 31" x 40"	52"/58"	142 lbs
KM-C	KegMaster Craft	Up To 2 Faucets (Order Separately)	1/2 barrel –1 1/4 barrel –1 1/6 barrel –2	3.4 Amps	1/6 HP	19" x 31" x 40"	52"/58"	128 lbs



With
Gefest Tower



With
Terra Tower



KM-1/5-NT



KM-1/5-NT




KM-1/5-NT

Air Cooled Tower Options

Part Number	Name	Faucets	Page
GFA152-1	Gefest	1	2
GFA152-2	Gefest	2	2
D4743ST	Cylinder	1	7
D4743SDT	Cylinder	2	7
D4743STT	Cylinder	3	7
TT2CR	T Tower	2	6
TT3CR	T Tower	3	6
TT4CR	T Tower	4	6
SF2003	Stout Faucet	1-4*	10

*For Nitro Coffee
Use Stout Faucet(s)



Installation Components

Quantity Needed

Number of Flavors Dispensed	1	2	3	4	Page
Faucet Handle(s)	1	2	3	4	5
D Style Keg Coupler(s)	1	2	3	4	17
Tail Piece Fitting(s)	1	2	3	4	25
Swivel Nut(s)	1	2	3	4	25
Beer Washer(s)	1	2	3	4	25
Ear Clamps	4	8	12	16	24
3 Foot CO2 Gas Line (Black PVC)	1	2	3	4	24
3 Foot Product Line (Clear PVC)	1	2	3	4	24
CO2 Cylinder	1	1	1	1	18
High Pressure Regulator	1	1	1	1	19
Air Distributor	N/A	2-Way	3-Way	4-Way	19
Kegerator Cleaning Kit	1	1	1	1	15



HOSHIZAKI REFRIGERATED DRAFT BEER DISPENSER

Perfect for portable bars, special events, caterers, golf clubs, microbreweries, home use and more.

- Serve cold beer from an ambient keg with a compact, appealing dispenser
- The C-tap has a separate beer pour spout and foam spout, so that creamy, long lasting foam can form on top of the beer
- Small footprint allows placement flexibility



Accessories

- CO2 cylinder
- CO2 primary regulator
- Keg coupler/tap
- Barrier beer tubing
- Red air supply line
- Fittings: hose stems, hose clamps, washers, wing nuts

Part Number	Dispensing Capacity	Electrical	Refrigerant	Ice Bank	Weight	Dimensions (WxDxH)
DBF-40SAC	10.6 gal / 4 hours	115V/60HZ	R134A	17.63 lbs	61.72	13" x 25.43" x 20.07"

GLYCOL

Part Number	Description
4188-07	Freez-Kontr'l Blue Glycol 1 Gal Bottle
4188-05	Freez-Kontr'l Blue Glycol 5 Gal Pail
95-0232	Glycol 5 Gallons
4188-02	Freez-Kontr'l Blue Glycol 55 Gal Plastic Drum



[4188-05](#)



[95-0232](#)

Lancer insulated glycol distribution manifolds feature insulated bodies, and check valves to prevent water siphon. 1/2" barbed trunk line supply and return.

Kegerator and Direct Draw Cooler Cleaning Kit

1 quart cleaning kit consisting of:

- FT585 pump
- 4350 spanner wrench
- Coupler ball lifter
- Faucet brush
- 3/16" I.D. hose brush
- BLC cleaning powder

Part Number	Description
1842	Kegerator Cleaning Kit



[1842](#)





JOCKEY BOXES

A jockey box is an insulated portable cooler containing ice and water, as well as a long coil of hollow tubing to chill beer being served on tap in temporary locations. Sporting events, parties, reunions... imagine the possibilities.

Portable Beer Chillers

Model	Faucets	Coil O.D.	Coil Length	Color	Cooler Size	Height	Width	Depth
B05-0003-SS	2 SS	5/16"	70 ft ea.	Blue/Red	48 qt	10 5/8"	20 3/16"	9 3/4"
CJBC10151	1	10" x 15" Cold Plate		Blue/Red	48 qt	14"	26"	16"

Faucet Shanks For Jockey Boxes

Part Number	Description
B06-0017	3-1/8" SS304 Shank For Jockey Box 5/16" x 1/4" Bore
B06-0018	3" Special Shank For Jockey Box 5/16" x 1/4" Bore
CSS131	4-1/2" SS304 Shank For Jockey Box 3/8" Bore



[B06-0017](#)



[B05-0003-SS](#)




[B05-0003-SS](#)

CHILLER PLATES

Used in conjunction with glycol unit, it is a highly engineered cold plate with no moving parts that uses glycol from a long draw draft system to flash chill the beer before point of dispense. It helps correct issues with improperly-sized walk-in coolers.

Part Number	Products	Glycol Line (3/8" SS)	Product Line (5/16" SS)	Weight	Dimensions
WINL4	4	48'	25'	74	20" x 21" x 6"
WINL6	6	48'	18'	74	20" x 21" x 6"
WINL8	8	48'	18'	78	20" x 21" x 6"
WINL10	10	57'	18'	93	20" x 21" x 6"



[WINL4](#)



[WINL10](#)

KEG ACCESSORIES

Part Number	Description
B06-ICD1000	Keg Series Spacer For Full Size Kegs, Allows Simultaneous Tapping Of Stacked Kegs, 16" Diameter x 6" High
B06-ICD2000	Keg Storage Stacker For Full And Half Size Kegs, 16.25" Diameter x 1.5" High
B06-ICD3000	Keg Dolly, 5 Casters, 500 lb Capacity, 16" Diameter x 4" High
62-38PVC-78	Cooler Ready Kit 1 Line: 6 ft Beer Line with 3/8" Tail Piece and 7/8" Swivel Nut, and 6 ft Gas Line



[B06-ICD1000](#)



[B06-ICD2000](#)



[B06-ICD3000](#)

FOB (FOAM ON BEER) DETECTORS

FOB detectors shut down beer flow when the keg empties, eliminating foam and wasted beer.

Part Number	Description
FOBSS RH	Stainless Steel FOB, Right Hand Barb
FOB-SF	SmartFob Controller, Fob Detector, Tecflo, 3/8" O.D.
B06-1023	FOB Detector Plastic No Fittings
CPFOB100	Pacific FOB With 7/8"-14 Thread
CPFOB100.2	Pacific FOB Bleeder Valve
CSS132-38	3" Long Wall Coupling SS 3/8" Bore For FOB Detector



[FOBSS RH](#)



[FOB-SF](#)



[B06-1023](#)



[CPFOB100](#)



[CPFOB100.2](#)



BEER KEG COUPLERS



Part Number	Description	Part Number	Description
CH5000	Sankey "D" Coupler, Blue Lever Handle	CH5200G	G Style Coupler DSI Bass 303SS Probe 304SS Body Black Handle
CH5000SS	Sankey "D" Coupler, Stainless Steel Probe, Gray Lever Handle	CH5300U-SS	U Style Coupler 303SS Probe 304SS Body Black Handle
CH5000-45	Sankey "D" Coupler, White Lever Handle	CH5400A-SS	A Style Coupler German Slider 303SS Probe 304SS Body Black Handle
CH5001	Sankey "D" Coupler, Red Lever Handle	CH5500K	Keykey Coupler 304SS Probe SS Body Scissor Handle
CH5002	Sankey "D" Coupler, Chrome Plated Probe, Black Handle	CH5501	Sankey "D" Coupler, SS Probe Red Handle
CH5003	Sankey "D" Coupler, Gold Lever Handle	FT44T	Sankey "D" Coupler, Low-Profile, Black Plastic Wing Handle
ECH-D	Sankey "D" Coupler, Blue Lever Handle	FT86	Sankey "D" Coupler, Metal Wing Handle
CH5100	Sankey "S" Euro Coupler, Black Lever Handle	FT86P	Sankey "D" Coupler, Plastic Wing Handle

Beer Coupler Replacement Parts

Part Number	Description
24253	Bottom Body Seal for Couplers and Party Pumps
759	Beer Coupling Washer
80219	Probe Ball Retainer For "D" And "S" Couplers
80220	Probe Ball For "D" And "S" Couplers
80221	Concave Check Valve Gray For Sankey "D" And "S" Couplers
80225	Hinge Pin For Sankey "D" And "S" Couplers
80231	Probe O-Ring For Sankey "D" And "S" Couplers
FT40-15	Probe Washer
FT85-117	Coupler Ball Lifter



PARTY PUMPS

Part Number	Description
PP601	Bronco Pump, Black Body, Lever Handle, Hose & Faucet, Sankey "D" Probe
FT50PF4	4" Cylinder Hand Pump, Blue Lever Handle Tap, Hose & Faucet, Sankey "D" Probe



Bronco Pump Parts

Part Number	Description
24253	Bottom Seal for Party Pumps and Couplers
5436-100	Duckbill Check Valve
70228	Gas Shut-Off O-Ring
70534	Piston O-Ring for Bronco and Pony Pumps
752	Thomas Vent Check Valve for Cylinder Pumps
70503	Plastic Faucet And Hose Assembly For Picnic Pumps





BLENDING PANELS

- Small wall-mounted unit that tucks neatly and safely out of the way
- Easy to install and is extremely dependable
- The Trumix™ requires no electricity, on-going maintenance or adjustment
- Can be used with all sources of clean nitrogen and Co2, including high pressure cylinders, bulk tanks or separators
- McDantim blending panels include gauges to adjust pressure

McDantim Trumix™ Blending Panel

Part Number	Description
TM100	Single Outlet Blending Panel, up to 15 kegs/hr
TM1-HF	Single Outlet Blending Panel, up to 30 kegs/hr
TM200	Double Outlet Blending Panel, up to 30 kegs/hr
TM200HF	Double Outlet Blending Panel, up to 60 kegs/hr
TM300	Triple Outlet Blending Panel
MV019	Beer Check Gas Analyzer



[MV019](#)



[TM200](#)



[TM100](#)



[TM300](#)

CO₂ CYLINDERS

- Lightweight, durable and corrosion resistant
- For commercial beverage dispensing, soft drinks to craft beers
- B10 and larger include valve & carrying handle, B5 includes valve only

CO₂ Cylinders

Part Number	Diameter	Length	Weight	CO ₂	Nitrogen, cu ft
B50	8.6"	46.3"	48.3 lbs	50 lbs	144
B20	8"	23.2"	23.7 lbs	20 lbs	57.6
B10	6.89"	16.5"	12.6 lbs	10 lbs	29
B5	5.25"	14.2"	6.3 lbs	5 lbs	14.5



[B20](#)



[H1BK](#)

Accessories for CO₂ Cylinders

Part Number	Description
H1BK	Carrying Handle Black
S1-4	CO ₂ Nut With 1/4" Male Flare SS
04E04-391	Swivel Set, CO ₂ x 1/4" Barb
02F08-134	Lower Plug/Seat Assembly For Sherwood GV Valve
SR1	Snap Ring
621853	Safety Chain 48 Inches
3563	Auto Changeover Valve 115 PSI Outlet
3563-2 PACK	Auto Changeover Valve With 36" Hose Kit 115 PSI
A443-04002	High Pressure Hose 6' 1/4" FPT Fitting
A443-04003	High Pressure Hose 6' 1/4" FJIC
7000-6A	High Pressure Hose 6' 1/4" FFL Swivel CO ₂ Fitting
7000-6NA	High Pressure Hose 6' 1/4" NPT Fitting
7000-3A	High Pressure Hose 3' 1/4" FFL Swivel CO ₂ Fitting
1421	CO ₂ Changeover Valve 1/4" Male Flare Fittings With Stainless Bracket
7430-1	CO ₂ Changeover Valve 1/4" Male Flare Fittings With Forged Bracket



[S1-4](#)



[04E04-391](#)



[02F08-134](#)



[SR1](#)



[621853](#)



[3563](#)



[A443-04002](#)



[1421](#)



[7430-1](#)



REGULATORS

Beer Regulators

Part Number	Description
TAPRITE PRIMARY BEER REGULATORS	
T741	Single Gauge With Shut-Off
T742-HP	Double Gauge With Shut-Off
T742-2	Double Gauge With Shut-Off
T752HP	Co2 Beer Regulator 2P2P 60 lb Gauges 5/16 Barb Shut-Offs
T5741PMHP-CK04B	High Flow, Double Gauge With 1/4" Shut-Off
T5741PMHP-CK05B	High Flow, Double Gauge With 5/16" Shut-Off
771000155	CO2 Primary Regulator 1 X 160 1-1/4 MFL With Gauge Guard
742HPN	Nitrogen, Primary 60# With Shut-Off
742HPN-100	Nitrogen Primary Regulator Tank Mount 100# Gauge
742HPN-2	Nitrogen Primary Regulator Tank Mount 60# With Dual Shut-Offs
752N-03	Nitrogen Primary Beer Wine Coffee Regulator 2P2P 1/4" MFL Shut-Offs
752N-03-5/16	Nitrogen Primary Beer Wine Coffee Regulator 2P2P 5/16" MFL Shut-Offs
5741PMHPN	Nitrogen High Flow Primary 160# Without Shut-Off
5741PMHPNT	Nitrogen High Flow Primary 160# With Shut-Off
283102911	Nitrogen Primary Regulator 1X100 1-3/8 Air
TAPRITE SECONDARY BEER REGULATORS - NITROGEN OR CO2	
T1661ST	Secondary 1 Pressure 1 Product With Shut-Off
T1661ST-06	Secondary 1 Pressure 1 Product With Shut-Off, No Thru Fitting
T1672ST	Secondary 2 Pressure 2 Product With Shut-Off
T1672STWMK	2 Product Regulator Panel With Secondary Regulator And Wall Brackets
T1683ST	Secondary 3 Pressure 3 Product With Shut-Off
T1683STWMK	3 Product Regulator Panel With Secondary Regulator And Wall Brackets
T1694ST	Secondary 4 Pressure 4 Product With Shut-Off
T1694STWMK	4 Product Regulator Panel With Secondary Regulator And Wall Brackets

Additional Regulators, Parts And Accessories Are Available At www.totalapex.com



[T1661ST](#)



[T1672ST](#)



[T1694ST](#)



[T741](#)



[T742-HP](#)



[T742-2](#)



[T752HP](#)



[T5741PMHP-CK04B](#)
[T5741PMHP-CK05B](#)



[771000155](#)



[742HPN](#)
[742HPN-100](#)



[742HPN-2](#)



[752N-03](#)
[752N-03-5/16](#)



[283102911](#)



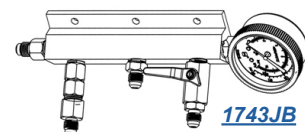
[T1694STWMK](#)

Air Manifolds

Part Number	Description
1742	2-Way Without Safety, 3/8" Barb x (2) 5/16" Barb shutoffs
1743	3-Way Without Safety, 3/8" Barb x (3) 5/16" Barb Shutoffs
1743JB	3-Way Nitrogen Manifold Assembly With Regulator
1743NF	3-Way Shut-Off Bar Only
1744NF	4-Way Shut-Off Bar Only
1744	4-Way Without Safety, 3/8" Barb x (4) 5/16" Barb Shutoffs
2544	4-Way Without Safety, 1/4" MFL x (4) 1/4" MFL Shutoffs
1745	5-Way Without Safety, 3/8" Barb x (5) 5/16" Barb Shutoffs
2546	6-Way Without Safety, 1/4" MFL x (6) 1/4" MFL Shutoffs
6446	6-Way Without Safety, 1/4" NPT x (6) 1/4" MFL Shutoffs
6448	8-Way Without Safety, 1/4" NPT x (8) 1/4" MFL Shutoffs
70030L-DB312	Shut-Off Valve 1/4" NPT x 5/16" Barb Check Valve



[1743](#)



[1743JB](#)



[1743NF](#)



[70030L-DB312](#)



[6446](#)



CO₂ & O₂ MONITOR/ALERT SAFETY SYSTEMS

- Most cost effective CO₂ safety system currently available
- Four alarm levels fulfill all U.S. CO₂ safety codes and norms
- Central unit makes odorless invisible CO₂ gas visible and advises what to do in different alarm situations
- Automatic calibration is safer and requires zero maintenance
- System is expandable, up to eight sensors
- System can be connected to an existing fire alarm system that is connected to the fire department

CO₂ and O₂ Safety Systems and Components

Part Number	Description
BASIC SYSTEMS	
2090	CO ₂ MK90 Stand-Alone Base Set
2049	CO ₂ MK9 Detector Set 4A
2056	O ₂ MK9 Set
2250	LogiCO2 Scout Glow Portable Detector With Ball (Phone Not Included)
ADDITIONAL SENSOR KITS	
2117	CO ₂ MK9 Sensor Kit
2124	O ₂ Oxygen MK9 Sensor Kit
0486	Power Monitor Add-On Kit
0482	Power Barrier Add-On Kit
0492	Sniffer Bluetooth Add On Kit
0496	Sniffer Modbus Add-On Kit
SIGNALIZATION (INCLUDES WARNING SIGN)	
1172	Horn/Strobe Amber LED Kit, 3' & 33' Cables, Splitter, Warning Sign
0454	Horn/Strobe Outdoor Use, Warning Sign
POWER, CABLES & CONNECTORS	
0519	RJ45 Connector 1-1
0526	RJ45 Connector 1-2
0540	RJ45 Connector 1-4
0717	Power Communication Cable 5M (15 ft) Red Plug
0724	Power Communication Cable 10M (30 ft) Red Plug
0478	Power Box / Junction Box
072867	Signalization Cable 50 ft (Replaces 0748)
ACCESSORIES	
0476	CO ₂ SMB Safety Valve, Fail Safe Shut-Off
0471	Remote Connection Box (RCB) With Delay For Fire Alarm 1M Cable
0472	RCB With Relay Delay, Reset And Mute Function Add-On Kit
0953	CO ₂ Sensor Level USB-Modbus Interface And Software
1102	Gas Injection Tool
SPARE PARTS	
0328	CO ₂ Central Unit MK9 Kit 4A
1134	MK9 CO ₂ Sensor
0021	Power Supply 1 Amp With RJ45 Connector For MK9 and MK10
0560	Collar Seals Pack Of 10
SIGNS (ALSO AVAILABLE IN 50 PACKS)	
1240	Central Unit MK9 Sign
1264	Horn/Strobe (H/S) Sign
1278	FLASH 24-R (Beacon) Sign
1285	SIREN-24-R Sign

- The portable LogiCO2-Scout sensor, 2216, is placed in a foam ball, rolled into a CO₂ storage or usage area, then sends readings to a smartphone outside the danger zone ensuring safety before entering. Range: 65-100 feet
- An O₂ monitor should be installed near nitrogen tanks, gas blenders and inside coolers where nitrogen is used

Register at www.logico2.com for a free online course to learn how to properly install these safety systems.





INSULATED BARRIER **TUBING** BUNDLE


973 Series Bev-Seal Ultra® Insulated Barrier Tubing Bundle is comprised of flushable Bev-Seal Ultra® Series 235 syrup barrier tubes, each color coded, individually numbered, and red and blue Series 221 LLDPE coolant tubes strategically placed and designed to provide optimum cooling. A tear-resistant aluminized film wrap over the group of tubes further enhances the insulating properties of the 3/4" thick tubular foam sleeve. A black extruded jacket with slip agent to minimize friction is branded with product identification, NSF listing marks, and footage counter marks. Other jacket colors available (some limitations may apply).

Part Number	Line Description	Max OD	Nom ID	Nom OD	Bend Radius	Clamp Size	Length
973-0004002X250	(4) 3/8" Bev-Seal Ultra 235 Tubes	3.0"	.380"	.500"	12"	14.0	250'
	(2) 3/8" LLDPE 221 Red/Blue Coolant Tubes		.380"	.500"		14.0	
973-0006002X250	(6) 3/8" Bev-Seal Ultra 235 Tubes	3.4"	.380"	.500"	14"	14.0	250'
	(2) 3/8" LLDPE 221 Red/Blue Coolant Tubes		.380"	.500"		14.0	
973-0008002X100	(8) 3/8" Bev-Seal Ultra 235 Tubes	3.5"	.380"	.500"	8"	14.0	100'
	(2) 3/8" LLDPE 221 Red/Blue Coolant Tubes		.380"	.500"		14.0	
973-0008002X150	(8) 3/8" Bev-Seal Ultra 235 Tubes	3.5"	.380"	.500"	8"	14.0	150'
	(2) 3/8" LLDPE 221 Red/Blue Coolant Tubes		.380"	.500"		14.0	
973-0008002X250	(8) 3/8" Bev-Seal Ultra 235 Tubes	3.5"	.380"	.500"	8"	14.0	250'
	(2) 3/8" LLDPE 221 Red/Blue Coolant Tubes		.380"	.500"		14.0	
973-0010004X150	(10) 3/8" Bev-Seal Ultra 235 Tubes	3.8"	.380"	.500"	12"	14.0	150'
	(4) 3/8" LLDPE 221 Red/Blue Coolant Tubes		.380"	.500"		14.0	
973-0010004X250	(10) 3/8" Bev-Seal Ultra 235 Tubes	3.8"	.380"	.500"	12"	14.0	250'
	(4) 3/8" LLDPE 221 Red/Blue Coolant Tubes		.380"	.500"		14.0	
973-0012004X150	(12) 3/8" Bev-Seal Ultra 235 Tubes	4.0"	.380"	.500"	12"	14.0	150'
	(4) 3/8" LLDPE 221 Red/Blue Coolant Tubes		.380"	.500"		14.0	
973-0012004X250	(12) 3/8" Bev-Seal Ultra 235 Tubes	4.0"	.380"	.500"	12"	14.0	250'
	(4) 3/8" LLDPE 221 Red/Blue Coolant Tubes		.380"	.500"		14.0	
973S0008002X150	(8) 5/16" Bev-Seal Ultra 235 Tubes	3.5"	.320"	.435"	8"	12.3	150'
	(2) 3/8" LLDPE 221 Red/Blue Coolant Tubes		.380"	.500"		14.0	
973S0010004X150	(10) 5/16" Bev-Seal Ultra 235 Tubes	3.8"	.320"	.435"	12"	12.3	150'
	(4) 3/8" LLDPE 221 Red/Blue Coolant Tubes		.380"	.500"		14.0	
973S0012004X150	(12) 5/16" Bev-Seal Ultra 235 Tubes	4.0"	.320"	.435"	12"	12.3	150'
	(4) 3/8" LLDPE 221 Red/Blue Coolant Tubes		.380"	.500"		14.0	



K3150 Series PVC Hose is clear and is reinforced with spiraled polyester yarn and a longitudinal blue or orange tracer yarn for identification. It is lightweight, silicone-free, non-conductive and resistant to chemicals. K3130 has a heavier wall than K3150. Contact Customer Service for additional dimensions. Phthalate free.

Part Number	Nominal ID	Nominal OD	Length	Bend Radius	Clamp Size
K3150-03X100	3/16"	.375"	100'	1.75"	10.0
K3150-03X300	3/16"	.375"	300'	1.75"	10.0
K3150-04X100	1/4"	.438"	100'	2.0"	12.3
K3150-04X300	1/4"	.438"	300'	2.0"	12.3
K3150-05X100	5/16"	.531"	100'	2.5"	14.5
K3150-05X300	5/16"	.531"	300'	2.5"	14.5
K3150-06X100	3/8"	.594"	100'	3.0"	15.7
K3150-06X300	3/8"	.594"	300'	3.0"	15.7
K3150-08X100	1/2"	.750"	100'	4.0"	19.8
K3150-08X300	1/2"	.750"	300'	4.0"	19.8
K3150-10X200	5/8"	.891"	200'	5.0"	23.5
K3150-16X200	1"	1.300"	200'	8.0"	33.1






BARRIER BEVERAGE TUBING

235 Series Bev-Seal Ultra® Barrier Tubing - offers unsurpassed oxygen and flavor protection combined with flushability in a coextruded tube. Flushable Glas-Flex™ liner allows change-overs from even the most pungent flavors with simple flushing procedures. Dual-Barrier construction: flushable Glas-Flex™ inner liner surrounded by a seamless extruded barrier layer in a coextruded polyolefin tube. NSF 51/61. Phthalate free.

Part Number	Nominal ID	Nominal OD	Length	Clamp Size
235-05620-XX	.190"	.313"	500'	8.7
235-06620-XX	.265"	.375"	500'	10.0
235-07620-XX	.320"	.438"	500'	12.3
235-08620-XX	.380"	.500"	500'	14.0
235-10620-XX	.510"	.625"	500'	17.0

Add "X5K" to a model part number to specify a 5,000 foot roll. Tubing is available with number markings, replace "XX" with the corresponding number in the table below.

Number	Tracer	Number	Tracer	Number	Tracer	Number	Tracer
00	Unnumbered	04	Green	08	White	12	Red
01	Blue	05	Yellow	09	Pink	13	Green
02	Black	06	Orange	10	Purple	14	Yellow
03	Red	07	Brown	11	Black	15	Orange
						16	Brown



172 Series Bev-Flex® Polyester-Reinforced Polyethylene Beverage Hose features a Smooth EVA (ethylene vinyl acetate) cover that provides increased flexibility. Made from food-grade materials is NSF 51/61 certified. Phthalate free.

Part Number	Nominal ID	Nominal OD	Length	Clamp Size	Tracer Yarn Color
172-04102-77	.265"	.457"	100'	12.3	White
172-04112-77	.265"	.457"	100'	12.3	Red
172-04122-77	.265"	.457"	100'	12.3	Blue
172-04502-00	.265"	.457"	500'	12.3	White
172-04503-00	.265"	.420"	500'	11.3	White
172-04512-00	.265"	.457"	500'	12.3	Red
172-04522-00	.265"	.457"	500'	12.3	Blue
172-04804-00	.250"	.385"	800'	10.5	White
172-06100-77	.380"	.593"	100'	15.7	White
172-06110-77	.380"	.593"	100'	15.7	Red
172-06120-77	.380"	.593"	100'	15.7	Blue
172-06300-00	.380"	.593"	300'	15.7	White
172-06303-00	.380"	.537"	300'	14.5	White
172-06310-00	.380"	.593"	300'	15.7	Red
172-06320-00	.380"	.593"	300'	15.7	Blue
172-06520-00	.380"	.593"	500'	15.7	Blue
172-08100-77	.510"	.740"	100'	19.8	White
172-08300-00	.510"	.740"	300'	19.8	White






DRAIN TUBING

213 & 215 Series PVC Drain Tubing industrial grade tubing is constructed to provide lightweight flexibility, kink-resistance and economy. 213 Series tubing is black, 213B is blue, and 215 Series tubing is gray. Green 213 series tubing are available upon special request. Phthalate free.

Part Number	Nominal ID	Nominal OD	Length	Bend Radius	Clamp Size
213-08120-00	1/2"	3/4"	100'	6.0"	19.8
213-10140-00	5/8"	7/8"	100'	8.0"	22.6
213-12160-00	3/4"	1"	100'	10.5"	27.1
213B-1216X100	3/4"	1"	100'	10.5"	27.1
213-16200-00	1"	1-1/4"	100'	12.0"	33.1
215-08120-00	1/2"	3/4"	100'	6.0"	19.8
215-10140-00	5/8"	7/8"	100'	8.0"	22.6
215-12160-00	3/4"	1"	100'	10.5	27.1



218 Series Sani-Clean AM™ has a special proprietary compound incorporating an EPA-listed anti-microbial additive which discourages the development of fungal growth on the inner and outer tubing surfaces. The tubing's unique translucent metallic gray color gives it a sanitary appearance, while still allowing a visual inspection of the line while in service. Phthalate free.

Part Number	Nominal ID	Nominal OD	Length	Bend Radius	Clamp Size
218-0812X100	1/2"	3/4"	100'	6.0"	19.8
218-1014X100	5/8"	7/8"	100'	8.0"	22.6
218-1216X100	3/4"	1"	100'	9.0"	27.1
218-1418X100	7/8"	1-1/8"	100'	10.5"	28.6
218-1620X100	1"	1-1/4"	100'	12.0"	33.1



Tigerflex Series Drain Tubing is suitable for drains on ice makers and beverage dispensing units. It is constructed from smooth bore flexible PVC with rigid PVC helix reinforcement. It features optional antimicrobial insulation to reduce bacterial growth and minimize condensation. Phthalate free.

Part Number	Nominal ID	Nominal OD	Length	Bend Radius	Type
DHG05MMX100	1/2"	.67"	100'	.50"	Non-Insulated
DHG20MX100	3/4"	1.06"	100'	.75"	Non-Insulated
DHG27MMX100	1"	1.36"	100'	1.0"	Non-Insulated
A15-DHG20MM	3/4"	1.06"	6'	.75"	Insulated
A15-DHG27MM	1"	1.36"	6'	1.0"	Insulated



DRAIN FIXTURE

TRU-GAP

Part Number	Description
925340	Tru-Gap PVC Air Gap Fixture with SS Hardware, Install Up To Three Drain Lines To One Tru-Gap Fixture, Connects to a Standard 2" PVC Pipe, With Reducer Can Be Adapted To Smaller Or Larger Pipes



[925340 Kit](#)

[925340 Assembled](#)



200 Series Bevlex® PVC Beverage and Gas Tubing dual durometer construction combines low extraction inner contact surface with flexible outer layer for kink resistance and taste protection properties. Phthalate free.

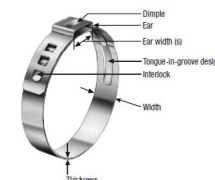
200 Series Tubing

Part Number	Nominal ID	Nominal OD	Length	Bend Radius	Clamp Size	Application
200-0307X100	3/16"	7/16"	100'	2.0"	12.3	Clear Beverage Line
200-0307X500S	3/16"	7/16"	500'	2.0"	12.3	Clear Beverage Line
200-0408X100	1/4"	1/2"	100'	3.0"	13.3	Clear Beverage Line
200-0509X100	5/16"	9/16"	100'	3.7"	15.7	Clear Beverage Line
200-0609X100	3/8"	9/16"	100'	5.0"	15.7	Clear Beverage Line
200-0610X50	3/8"	5/8"	50'	4.5"	17.0	Clear Beverage Line
200-0610X100	3/8"	5/8"	100'	4.5"	17.0	Clear Beverage Line
200-0610X500	3/8"	5/8"	500'	4.5"	17.0	Clear Beverage Line
200-0812X100	1/2"	3/4"	100'		21.0	Clear Beverage Line
203-0307X100	3/16"	7/16"	100'	2.0"	12.3	Black, CO2 Supply Line
203-0610X100	3/8"	5/8"	100'	4.5"	17.0	Black, CO2 Supply Line
204-0509X100	5/16"	9/16"	100'	3.7"	15.7	Red, Air Supply Line
204-0509X500	5/16"	9/16"	500'	3.7"	15.7	Red, Air Supply Line
209D-0509X100S	5/16"	9/16"	100'		15.7	Blue Translucent, Air Supply Line
209D-0509X500S	5/16"	9/16"	500'		15.7	Blue Translucent, Air Supply Line
209R-0509X100S	5/16"	9/16"	100'		15.7	Red Translucent, Air Supply Line
209R-0509X500S	5/16"	9/16"	500'		15.7	Red Translucent, Air Supply Line



Stainless Steel Clamps

Part Number	Description	Size Range (mm)	Size Range (Inches)	Nominal (mm)	Band Width (mm)	Thickness (mm)
118-100	010.0-505R Clamp	8.3 - 10.0	(0.3267 - 0.3937)	10.0	5.0	0.5
118-105	010.5-505R Clamp	8.8 - 10.5	(0.3464 - 0.4133)	10.5	5.0	0.5
118-109	010.9-505R Clamp	9.2 - 10.9	(0.3622 - 0.4291)	10.9	5.0	0.5
118-113	011.3-505R Clamp	9.6 - 11.3	(0.3779 - 0.4448)	11.3	5.0	0.5
118-123	012.3-706R Clamp	9.8 - 12.3	(0.3858 - 0.4842)	12.3	7.0	0.6
118-128	012.8-706R Clamp	10.3 - 12.8	(0.4055 - 0.5039)	12.8	7.0	0.6
118-133	013.3-706R Clamp	10.8 - 13.3	(0.4251 - 0.5236)	13.3	7.0	0.6
118-138	013.8-706R Clamp	11.3 - 13.8	(0.4448 - 0.5433)	13.8	7.0	0.6
118-140	014.0-706R Clamp	11.5 - 14.0	(0.4527 - 0.5511)	14.0	7.0	0.6
118-145	014.5-706R Clamp	12.0 - 14.5	(0.4724 - 0.5708)	14.5	7.0	0.6
118-153	015.3-706R Clamp	12.8 - 15.3	(0.5039 - 0.6023)	15.3	7.0	0.6
118-157	015.7-706R Clamp	13.2 - 15.7	(0.5196 - 0.6181)	15.7	7.0	0.6
118-162	016.2-706R Clamp	13.7 - 16.2	(0.5393 - 0.6377)	16.2	7.0	0.6
118-170	017.0-706R Clamp	14.5 - 17.0	(0.5708 - 0.6692)	17.0	7.0	0.6
118-175	017.5-706R Clamp	15.3 - 17.5	(0.6024 - 0.6890)	17.5	7.0	0.6
118-185	018.5-706R Clamp	15.3 - 18.5	(0.6023 - 0.7283)	18.5	7.0	0.6
118-198	019.8-706R Clamp	16.6 - 19.8	(0.6535 - 0.7795)	19.8	7.0	0.6



Adjustable Hose Clamps

Part Number	Description
62602	Adjustable Hose Clamp 1/4" - 5/8"
435032E	Adjustable Hose Clamp 7/16" - 25/32"
HC2-24S	Adjustable Hose Clamp 1-1/16" - 2"





FITTINGS



Part Number	Description
NUTS AND WASHERS	
8054	Beer Wing Nut (7/8"-14) SS Nickel Plated, Molded Nylon
525	Beer Wing Nut (7/8"-14) Nickel Plated
1020	Beer Hex Nut (7/8"-14) Nickel Plated
1020C	Beer Hex Nut (7/8"-14) Full Thread
3340	Beer Hex Nut (7/8"-14) 303SS
759	Neoprene Beer Washer
STRAIGHT BARB HOSE SPLICERS	
9107	1/8" Barb Splicer 304SS
7117	1/8" x 1/4" Barb Splicer 303SS
7118	1/8" x 3/8" Barb Splicer 303SS
3022	3/16" Barb Splicer 303SS
3059	3/16" x 1/4" Barb Splicer 303SS
3010	3/16" x 3/8" Barb Splicer 303SS
3021	3/16" x 5/16" Barb Splicer 303SS
9001	1/4" Barb Splicer 304SS
3223	1/4" x 5/16" Barb Splicer 303SS
7012	1/4" x 3/8" Barb Splicer 304SS
9012	1/4" x 3/8" Barb Splicer 304SS
3060	1/4" x 7/16" Barb Splicer 303SS
3137	1/4" x 1/2" Barb Splicer 304SS
3220	5/16" x 5/16" Barb Splicer 303SS
3293	5/16" x 7/16" Barb Splicer 304SS
3224	3/8" x 5/16" Barb Splicer 303SS
9138	3/8" x 1/2" Barb Splicer 304SS
9013	5/8" Barb Splicer 304SS
9130	1/2" Barb Splicer 304SS
90° ELBOW BARB HOSE SPLICERS	
9002	1/4 Barb Splicer 90° Elbow 304SS
7130	1/4" x 3/8" Barb Splicer 90° Elbow 304SS
7132	1/4" x 1/2" Barb Splicer 90° Elbow 304SS
9005	3/8" Barb Splicer 90° Elbow 304SS
7133	3/8" x 1/2" Barb Splicer 90° Elbow 304SS
9015	1/2" Barb Splicer 90° Elbow 304SS
BARB PLUGS	
9027	1/4" Barb Plug SS
9028	3/8" Barb Plug SS
3165	1/2" Barb Plug 303SS
05-2588/01	Barb Plug Black Plastic 1/4" & 3/8" & 1/2"
MISCELLANEOUS	
CP137SS	Beer "Y" Fitting 3/8" ID Bore
C76MBT	Beer Shut-Off Valve MBT x FBT, SS
C270	Beer Shut-Off Valve SS MBT x FBT Swivel

Part Number	Description
TAILPIECES	
3337	3/16" Barb Tailpiece 303SS
1011	1/4" Barb Tailpiece Nickel Plated
4102	1/4" Barb Tailpiece 304SS
1012	5/16" Barb Tailpiece Nickel Plated
3206	5/16" Barb Tailpiece 303SS
4114	5/16" Barb Tailpiece 304SS
1013	3/8" Barb Tailpiece Nickel Plated
4115	3/8" Barb Tailpiece 304SS
3357	7/16" Barb Tailpiece 303SS
4169	1/2" Barb Tailpiece 304SS
4103	1/4" Barb Tailpiece 304SS 90°
7167	3/16" Barb Tailpiece 304SS - 90°
4153	5/16" Barb Tailpiece 304SS - 90°
7176	5/16" (0.312 OD) Barb Tailpiece 304SS - 90°
4131	3/8" Barb Tailpiece 304SS - 90°
7269	1/4" Male Flare Flange Tailpiece 304SS
WALL BRACKETS	
BWB-66S	Wall Bracket 3/8" Barb 304SS
BWB-66	Wall Bracket 3/8" Barb 304SS 45°
9403	Wall Bracket 7/8" MPT, 304SS
4KU-1H4-BKT	Wall Bracket 1/4" U-Bend With 1/4" Port SS
4KU-1H6-BKT	Wall Bracket 1/4" U-Bend With 3/8" Port SS
CPY38B	Wall Bracket 3/8" Barb U-Bend Manifold 304SS
CP133-3WAY	Wall Bracket 3-Way 7/8"-14 Beer Thread SS
CP276	Wall Bracket Shut-Off Switch SS
U-BENDS	
9019	3/8" Barb U-Bend
9017	1/2" Barb U-Bend
BARB TEES	
9006	1/4" Barb Tee 304SS
9009	1/4" Barb Tee With 3/8" Barb 304SS
7065	1/4" Barb Tee With 1/2" Barb 304SS
9033	5/16" Barb Tee 304SS
9007	3/8" Barb Tee 304SS
9008	3/8" Barb Tee With 1/4" Barb 304SS
7101	3/8" Barb Tee With 1/2" Barb 304SS
9079	1/2" Barb Tee 304SS
7097	1/2" Barb Tee With 1/4" Barb 304SS
9080	1/2" Barb Tee With 3/8" Barb 304SS

Additional Fittings Available At www.totalapex.com



CLEANING & SANITIZING

Cleaners and Sanitizers

Part Number	Description
1110014	KAY 5 Sanitizer 1 Oz Pkt 200/Case
300120225	TM Desana Max IC Beverage Line Cleaner 1.9 Oz
6101141	Pathways Beverage Drain Control 64 oz
B06-0011	Liquid Desana Max Line Cleaner 1 Gallon
ACT222	Draftec Beer Line Cleaner Clear, 32 Oz Bottle
ACT222-55	Draftec Beer Line Cleaner Clear, 55 Gallon Drum
ACT222B	Draftec Beer Line Cleaner Blue, 32 Oz Bottle
ACT222B-55	Draftec Beer Line Cleaner Blue, 55 Gallon Drum
ACT444R	Draftec Acid Line Cleaner Red, 32 Oz Bottle
ACT444R-55	Draftec Acid Line Cleaner Red, 55 Gallon Drum
B06-0011	Liquid Desana Max Line Cleaner 1 Gallon



Cleaning Pumps

Part Number	Description
CPCK904	Complete Hand Pump Cleaning Kit with 32 oz Cleaning Liquid
8005-913-289	Electric Pump For Beer Line Cleaning



Cleaning Accessories

Part Number	Description
LCT312	2.4 Gallon Stainless Steel Cleaning Can With 2 Heads*
LCT320	2.4 Gallon Stainless Steel Cleaning Can With 4 Heads*
LCT420	4.8 Gallon Stainless Steel Cleaning Can With 4 Heads*
LCF001A*	A System SS Cleaning Valve For Warsteiner, Paulaner, Spaten
LCF002G*	G System SS Cleaning Valve For Bass, Anchor Steam, Boddington
LCF003S*	S System SS Cleaning Valve For Heineken, Beck's, Scottish & Newcastle
LCF005D*	D System SS Cleaning Valve For Anheuser-Busch, Coors, Miller, Yuengling
LCF006U*	U System SS Cleaning Valve For Guinness, Harp
904A	3/16" I.D. Hose Brush; 66" Long
905W	Standard Faucet Brush 3/4"
CB27	Heavy Duty Single Sided Brush With Black Bristles
20L01-102	Brush 1/2" x 3/4" Double End
7476	Stainless Steel 8-Way Beer Cleaning Manifold Straight
B06-0004	Single Flusher, Sanke Cleaning Adapter Chrome Plated Brass
FT109S	Double Flusher
902	Duplex Coupling
4353	Straight Cleaning Adapter, 2-Piece
C299	Faucet Cleaning Fixed Attachment

*Cleaning valves sold separately





TOOLS

Beer Carbonation Tester

Part Number	Description
2701-BCT	Beer Carbonation Tester With Protective Case

Wrenches

Part Number	Description
CFT87	Standard Faucet Wrench Heavy Duty With Vinyl Grip
CFT23	Faucet And Hex Nut Wrench With Vinyl Grip
70380	Faucet Spanner Wrench With Red Handle
B06-0003	Perlick Combo Wrench
D4740-W	Wrench Set For Draft Towers Side And Center Access
516797	Wrench CO2 Offset

Tubing Tools

Part Number	Description
959-01000-00	Kuri Snip Cutter, up to 1/2"
951-01000-01	Bundle Tubing Slicer
T04-0004	Tubing Cutter, Plastic Silver
T04-0005	Replacement Blade For T04-0004 Tubing Cutter 5/Pk
958-01000-00	Medium Bundle and Hose Cutter
957-01000-00	Bundle Cutter Ratchet Style
954-01000-00	Standard Bundle Tubing Cutter
T04-0001	Side Jaw Ear Clamp Pliers
T04-0002	Standard Jaw Ear Clamp Pliers
29	Vice Grip Pinch Off



ZIP TIES

Part Number	Description
AL-MP-1000-9-C	Natural, 1" Mounting Base, Rubber Adhesive
TRS-BK	Black, 4", Standard
08436-1	Natural, 7", Standard
08484-1	Natural, 7", Standard with Mounting Hole
400145	Black, 7", Standard
AL-11-50-9-C	Natural, 11", Standard
08427-1	Natural, 14", Standard

Part Number	Description
AL-14-50-MG-9-C	Natural, 14", Standard with Mounting Hole
10038-0	Natural, 14", Heavy Duty
10035-0	Natural, 14", Heavy Duty with Mounting Hole
435804	Black, 14", Standard
AL-14-120-0-C	Black, 14", Heavy Duty
435805	Black, 14", Heavy Duty with Mounting Hole
AL-24-175-9-L	Natural, 24", Standard



